

Counting the Days


Dow Jones Industrial Average & Merval: 2001-2015

Chad Erpelding


Stock indices are commonly used to gauge the overall health of economies. Although these numbers can often be dismissed or dissolve into background noise for so many of us, these barometers have profound implications on all of our lives regardless of whether or not we have money in the market. The recent global recession made apparent the interconnectedness of the world's economies - where a catastrophe in one region can quickly become an international crisis. With the rise of globalization, we are increasingly connected through a complex web of data and economic activity.

This book explores fifteen years of daily fluctuations of the Dow Jones Industrial Average and the Merval, the major indices of the US and Argentina. Derived from the phrases “in the black” and “in the red,” daily changes in each index are portrayed through proportional variations of black for gains and red for losses.


This project was completed at La Paternal Espacio Proyecto in Buenos Aires during October 2016 with support from the Alexa Rose Foundation and the Arts and Humanities Institute at Boise State University, Boise, Idaho, US.




Dow Jones Industrial Average: 2001




Merval: 2001




Dow Jones Industrial Average: 2002




Merval: 2002




Dow Jones Industrial Average: 2003




Merval: 2003




Dow Jones Industrial Average: 2004



Merval: 2004




Dow Jones Industrial Average: 2005




Merval: 2005




Dow Jones Industrial Average: 2006



Merval: 2006



Dow Jones Industrial Average: 2007




Merval: 2007




Dow Jones Industrial Average: 2008



Merval: 2008




Dow Jones Industrial Average: 2009



Merval: 2009




Dow Jones Industrial Average: 2010




Merval: 2010




Dow Jones Industrial Average: 2011



Merval: 2011




Dow Jones Industrial Average: 2012




Merval: 2012




Dow Jones Industrial Average: 2013




Merval: 2013




Dow Jones Industrial Average: 2014



Merval: 2014



Dow Jones Industrial Average: 2015



Merval: 2015

© Chad Erpelding 2016